

**Unlock the  
potential of India's  
Manufacturing  
growth story!!**



## MAHINDRA MANULIFE MANUFACTURING FUND

(An open-ended equity scheme following manufacturing theme)

November 30, 2024

### WHY MANUFACTURING THEME NOW?



**GOVERNMENT POLICIES:** Policies like Make in India, Atmanirbhar Bharat, Production Linked Incentives etc. could drive manufacturing in India.

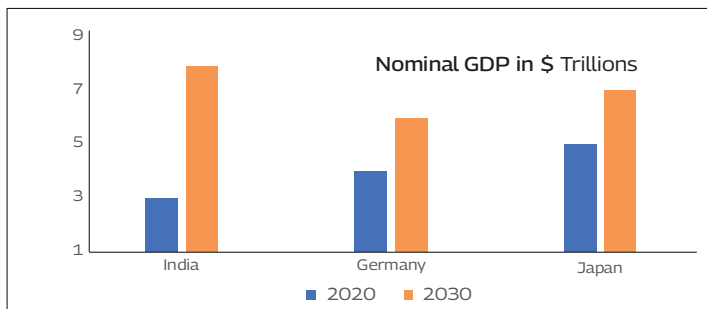


**GLOBAL TAILWINDS:** Diversification of production away from China to avoid supply chain shocks and overdependence could boost manufacturing in India



**IMPROVED INFRASTRUCTURE:** Push for improved physical and industrial infrastructure, increased power capacity could be an important enabler for manufacturing.

### INDIA'S GDP IS EXPECTED TO GROW RAPIDLY AND MANUFACTURING MAY HAVE A MAJOR ROLE TO PLAY



Based on adjacent data India's GDP is expected to surpass that of Japan and Germany by 2030. A key driver of this growth could be a significant expansion in manufacturing output.

The adjacent graph is based on expectations and the actual results could vary materially. This is not indicating returns from any investments. There is no assurance as regards to performance of any company, sector or investment.

Source: S&P Global Intelligence

### INVESTMENT APPROACH

The Scheme will follow a bottom-up approach towards investing in listed companies that:

- Are engaged in manufacturing activity.
- May benefit from government incentives to encourage manufacturing opportunities.
- Are positioned to benefit from export promotion of domestic industries and import substitution through domestic manufacturing.
- May produce goods and materials for export.
- Are establishing new manufacturing capacity or investing in new plants and production technology.
- Are part of sectors which offer allied services associated with the entire manufacturing lifecycle.

### KEY OPPORTUNITIES IN MANUFACTURING THEME



**EXPORT PROMOTION:** Focusing on companies that are manufacturing finished goods for export.



**IMPORT SUBSTITUTION:** Substitution of imported finished goods and raw materials with domestically manufactured products and materials.



**DOMESTIC CONSUMPTION:** Focus on Production of goods for used by domestic businesses and retail consumers.

### TOP 10 HOLDINGS (as on November 30, 2024)

Security	% of Net Assets
ITC Limited	3.51%
Mahindra & Mahindra Limited	3.51%
Deepak Fertilizers and Petrochemicals Corporation Limited	3.10%
Kirloskar Brothers Limited	2.87%
Reliance Industries Limited	2.68%
Divi's Laboratories Limited	2.61%
Hindustan Unilever Limited	2.51%
Oil & Natural Gas Corporation Limited	2.38%
Samvardhana Motherson International Limited	2.34%
Hindalco Industries Limited	2.25%
<b>Total</b>	<b>27.76%</b>

### WHY MAHINDRA MANULIFE MANUFACTURING FUND?

#### PORTFOLIO ALLOCATION:

- 80-100% of the Portfolio will be invested in companies engaged in the manufacturing theme

#### MARKET CAP:

- Flexible to invest across market capitalisation


#### DIVERSIFIED UNIVERSE:

- Portfolio shall comprise of diversified stock universe mapped to the basic Industry list published by Asia Index Private Limited for BSE India Manufacturing Index which includes sectors like Capital goods, Metals & Mining, Consumer Durables, Construction etc.

For further details, please refer Scheme Information Document of the Scheme


MANUFACTURING THEME LISTED UNIVERSE - COVERS MORE THAN 10 SECTORS AND 32 INDUSTRIES<sup>1</sup>

Manufacturing Theme Market Cap<sup>3</sup> to GDP Ratio<sup>2</sup>: ~54%




**CAPITAL GOODS**

- Industrial Manufacturing
- Electrical Equipment
- Agricultural, Commercial & Construction Vehicles
- Industrial Products
- Aerospace & Defense




**METALS & MINING**

- Non - Ferrous Metals
- Ferrous Metals
- Diversified Metals
- Minerals & Mining




**FMCG**

- Food Products
- Agro, Food & other Products
- Household Products
- Beverages
- Personal Product
- Diversified FMCG
- Cigarettes & Tobacco




**HEALTHCARE**

- Pharmaceuticals & Biotech
- Healthcare Equipment & Supplies




**OIL & GAS AND CONSUMABLE FUELS**

- Petroleum Products
- Consumable Fuels
- Oil




**CONSTRUCTION MATERIALS**

- Cement & Cement Products
- Other Construction Materials




**CHEMICALS**

- Chemicals & Petrochemicals
- Fertilizers and Agrochemicals




**AUTOMOBILES & AUTO COMPONENTS**

- Automobiles
- Auto Components



**CONSUMER DURABLES**



**CONSTRUCTION**

**TEXTILES**

**FOREST MATERIALS**

**IT- HARDWARE**

**TELECOM- EQUIPMENT & ACCESSORIES**

**DIVERSIFIED**

Market Capitalization of Manufacturing Theme<sup>3</sup> : **LARGE CAP:** Rs. 1.11.4 Trillion | **MIDCAP:** Rs. 36.3 Trillion | **SMALL CAP:** Rs. 41.5 Trillion

Source: <sup>1</sup> BSE Thematic Indices Methodology Document published by Asia Index Private Limited (last updated as on 31 March 2023) <sup>2</sup>GDP Ratio as on 31st December 2023. GDP data sourced from Press Information Bulletin. <sup>3</sup>For the purpose of this data/calculation MarketCapitalization of companies mapped to sectors/industries defined for BSE India Manufacturing Index in the BSE Thematic Indices Methodology Document published by Asia Index Private Limited has been considered. Market Capitalization numbers for the said data are as per AMFI classification list as on 30<sup>th</sup> June 2024.

ASSET ALLOCATION

The Asset Allocation Pattern of the Scheme under normal circumstances would be as under:

Instrument	Indicative Allocation (% of Total assets)	
	Minimum	Maximum
Equity and Equity-related securities of companies engaged in manufacturing theme <sup>^</sup>	80	100
Equity and Equity related instruments of companies other than above*	0	20
Debt and Money Market Securities# (including TREPS (Tri-Party Repo) and Reverse Repo in Government Securities)	0	20
Units issued by REITs & InvITS	0	10

<sup>^</sup> including equity derivatives to the extent of 50% of the equity component of the Scheme.  
Investment in derivatives shall be for hedging, portfolio balancing and such other purposes as maybe permitted from time to time under the Regulations and subject to guidelines issued by SEBI/RBI from time to time. The Scheme may utilize the entire available equity derivatives exposure limit as provided above, for hedging purpose. However, the equity derivatives exposure towards non-hedging purpose shall not exceed 20% of the net assets of the Scheme, subject to maximum derivatives exposure as defined above (i.e. 50% of the equity component of the Scheme). The margin money deployed on derivative positions would be included in the Debt and Money Market Securities category.  
<sup>\*</sup>The Scheme may invest in Foreign Securities (including units/securities issued by overseas mutual funds) up to 20% of the net assets of the Scheme in compliance with clause 12.19 of the SEBI Master Circular pertaining to overseas investments by mutual funds, as amended from time to time. The Scheme intends to invest US\$ 5 million in Overseas securities within six months from the date of the closure of the New Fund Offer (NFO) of the Scheme. Thereafter, the Scheme shall invest in Foreign Securities as per the limits available to 'Ongoing Schemes' in terms of clause 12.19.1.3.c of SEBI Master Circular. Further, SEBI vide its clause 12.19.1.3.d of the SEBI Master Circular, clarified that the above specified limit would be considered as soft limit(s) for the purpose of reporting only by mutual funds on monthly basis in the format prescribed by SEBI.  
<sup>#</sup>Money Market instruments includes commercial papers, commercial bills, treasury bills, Government securities having an unexpired maturity up to one year, call or notice money, certificate of deposit, usance bills, and any other like instruments as specified by the Reserve Bank of India from time to time.  
For detailed asset allocation, please refer Scheme Information Document available on our website [www.mahindramanulife.com](http://www.mahindramanulife.com)

SCHEME DETAILS

**Investment Objective:** The Scheme shall seek to generate long term capital appreciation by investing predominantly in equity and equity related securities of companies engaged in manufacturing theme. However, there is no assurance that the objective of the Scheme will be achieved.

**Benchmark:** BSE India Manufacturing TRI

**Plans:** Regular & Direct

**Options:** Growth <sup>^</sup>; IDCW<sup>™</sup>

**IDCW Sub-options:** IDCW Reinvestment <sup>^</sup> & IDCW Payout

**Entry Load:** Not Applicable

**Exit Load:**

- An Exit Load of 0.5% is payable if Units are redeemed / switched-out upto 3 months from the date of allotment;
- Nil - If Units are redeemed / switched-out after completion of 3 months from the date of allotment.

Redemption /Switch-Out of Units would be done on First in First out Basis (FIFO).

**Fund Managers:** Mr. Renjith Sivaram Radhakrishnan  
Mr. Manish Lodha  
Mr. Pranav Nishith Patel (Dedicated Fund Manager for Overseas Investments)

**Minimum Application Amount (Lumpsum):** ₹ 1,000 and in multiples of ₹ 1/- thereafter

**Minimum Amount for Switch in:** ₹ 1,000/- and in multiples of ₹ 0.01/- thereafter.

**Minimum Application Amount (SIP) for weekly and monthly frequencies:** 6 installments of ₹ 500 /- each and in multiples of ₹ 1/- thereafter

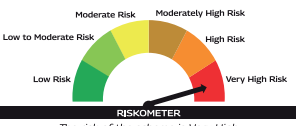
**Minimum Application Amount (SIP) for quarterly frequency** 4 installments of ₹ 1,500/- each and in multiples of ₹ 1/- thereafter

<sup>™</sup>IDCW: Income Distribution cum Capital Withdrawal

<sup>^</sup> Default Option

For more details please refer SID/KIM available on our website [www.mahindramanulife.com](http://www.mahindramanulife.com)

**Scheme Riskometer**



The risk of the scheme is Very High


This product is suitable for investors who are seeking<sup>##</sup>


- Long-term capital appreciation;
- Investment in equity and equity-related securities of companies engaged in manufacturing theme.

<sup>##</sup>Investor should consult their financial advisers if in doubt about whether the product is suitable for them.

Distributed by:

**Disclaimer :** Readers of this material should rely on information / data arising out of their own investigations and advised to seek independent professional advice and arrive at an informed decision before making any investments. Neither Mahindra Manulife Investment Management Private Limited nor Mahindra Manulife Trustee Private Limited, its directors or associates shall be liable for any damages that may arise from the use of the information contained herein.

 022 6632 7900 / 1800 419 6244 (Toll Free)Mon-Fri (9AM to 6PM)

 [mfinvestors@mahindra.com](mailto:mfinvestors@mahindra.com)

Corporate Office: Unit No. 204, 2nd Floor, Amiti Building, Piramal Agastya Corporate Park, LBS Road, Kamani Junction, Kurla (West), Mumbai - 400 070.

Mutual Fund investments are subject to market risks, read all scheme related documents carefully.

Cno02163.